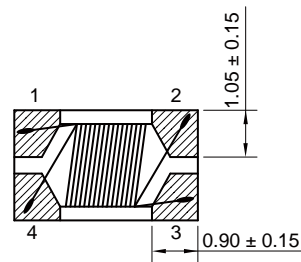
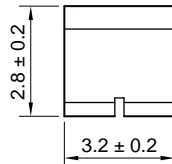
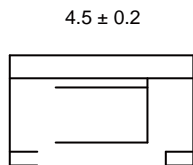


**SCM Series**  
Common Mode Filter  
Size 4532

Dimensions: [mm]



Schematic:



Land Pattern:[mm]

Electrical Properties:

Part No	Impedance @ 100 MHz Min. ( )	Impedance @ 100 MHz Typ. ( )	DC Resistance Max. ( )	Rated Current Max. (mA)	Rated Volt (V)	Withstand Volt (V)	IR Min. (M )
SCM4532-900-40	68	90	0.050	4000	50	125	10
SCM4532-231-35	173	230	0.050	3500	50	125	10
SCM4532-421-32	300	420	0.055	3200	50	125	10
SCM4532-601-25	450	600	0.060	2500	50	125	10
SCM4532-901-23	650	900	0.070	2300	50	125	10
SCM4532-142-20	1000	1400	0.100	2000	50	125	10
SCM4532-282-09	2100	2800	0.350	900	50	125	10

Typical Electrical Characteristics:

