



**MDE Series**  
**Molding Power Inductors**  
**Size 0412**



**FEATURES**

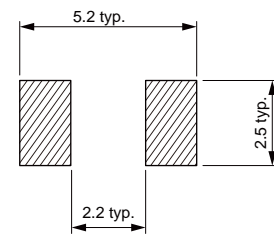
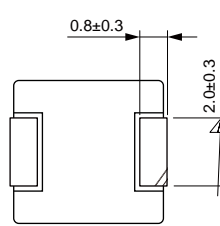
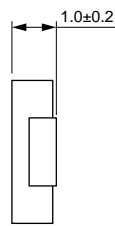
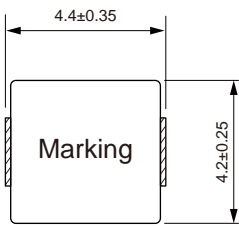
- High rated current
- Frequency up to 3 MHz
- 125 C
  - SSD modules

**APPLICATION**

- 
- 
- 
- 
- 
- 

Dimensions: [mm]

Land Pattern: [mm]



Electrical Properties:

					3.25
			83.5		2.75
			195		

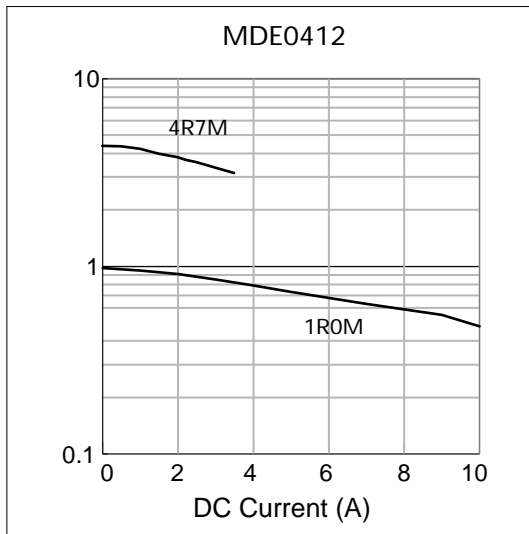
Saturation Current will cause L to drop approximately 30%

Temperature Rise Current: The actual value of DC current when the temperature rise is  $\Delta T=40^{\circ}\text{C}$



## Typical Electrical Characteristics:

### Inductance vs DC Current Characteristics:



### Temperature Rise vs DC Current Characteristics:

